

Contents

[Background](#)

[Methodology](#)

[Summary of findings](#)

[1. General environment issues](#)

[2. Gardening services](#)

[3. Community activities](#)

Background

The Speedwell Pride project is sponsored by St George Neighbourhood Partnership and is seeking to address priorities identified in the St George Neighbourhood Partnership Action Plan. The purpose of the project is to carry out environmental improvements and to make Speedwell a pleasant place to live and work in.

The survey questionnaire aims to identify which environmental improvements residents in Speedwell would like. The results of the survey will inform the St George Neighbourhood Partnership Action Plan.

Methodology

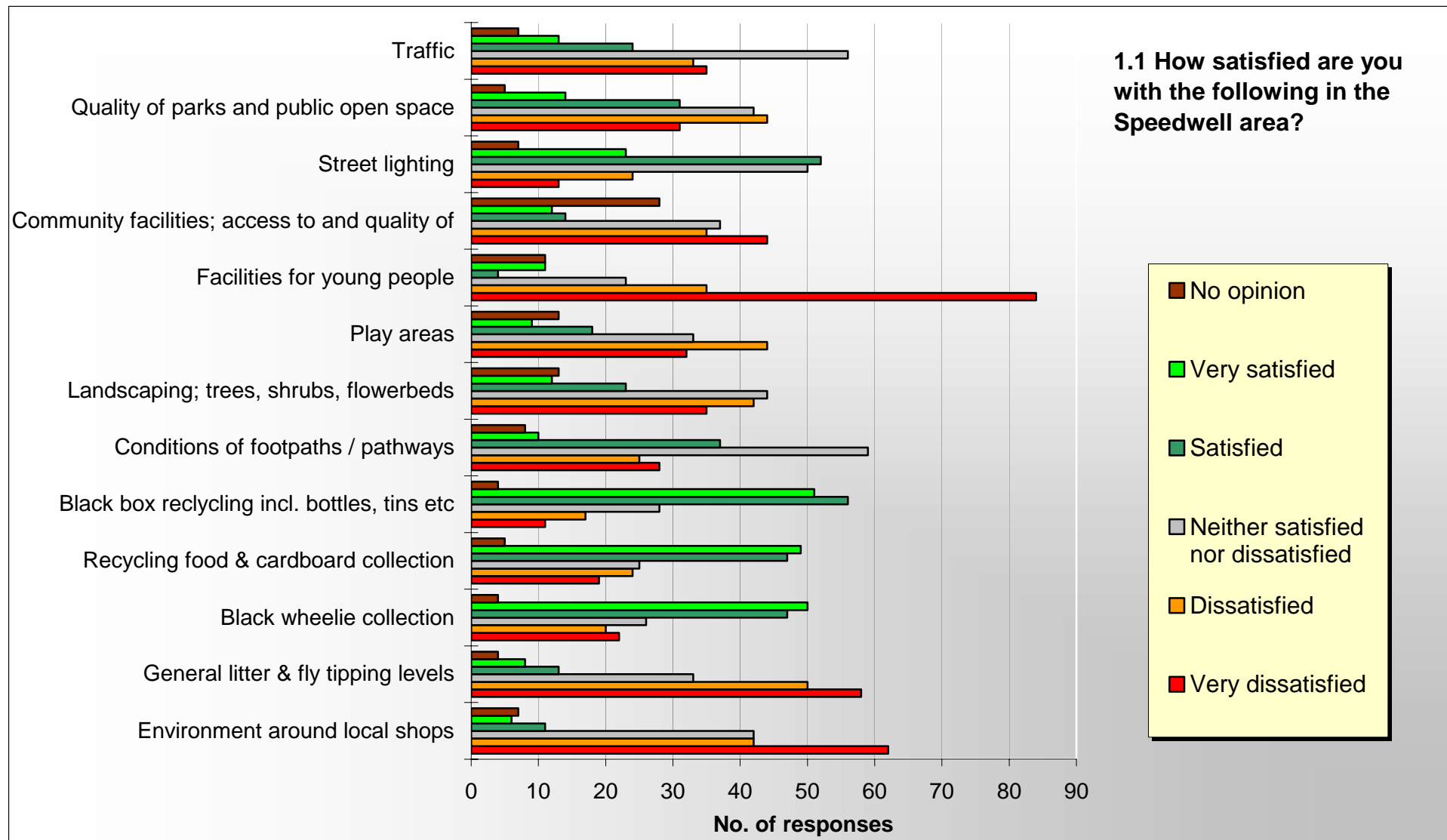
Abdulrazak Dahir composed the questionnaire in conjunction with Bristol City Council's Consultation Team. The surveys were then distributed to 1,250 households in the Speedwell area (map below), and certain local residents were involved in promoting the questionnaire. 169 people returned the questionnaire (a 14% return rate).



Summary of findings

- People are satisfied with recycling in Speedwell.
- Residents tend to be quite negative towards what they like about the area, although they are generally satisfied.
- Young people hanging around is the biggest problem for residents, and this is coupled with a sense that the parks and play areas need improvement.
- The main suggestions for improvements concern rubbish collection and recycling, putting an emphasis on a more synchronised service.
- There is little enthusiasm for the proposals around gardening and collection of bulky items.
- However, residents are keen that some sort of community event happens in the future.

1. General environmental issues



1.1 Full table of responses

Environmental issue	1	2	3	4	5	0
Environment around local shops	62	42	42	11	6	7
General litter & fly tipping levels	58	50	33	13	8	4
Black wheelie collection	22	20	26	47	50	4
Recycling food & cardboard collection	19	24	25	47	49	5
Black box recycling incl. bottles, tins etc	11	17	28	56	51	4
Conditions of footpaths / pathways	28	25	59	37	10	8
Landscaping; trees, shrubs, flowerbeds	35	42	44	23	12	13
Play areas	32	44	33	18	9	13
Facilities for young people	84	35	23	4	11	11
Community facilities; access to and quality of	44	35	37	14	12	28
Street lighting	13	24	50	52	23	7
Quality of parks and public open space	31	44	42	31	14	5
Traffic	35	33	56	24	13	7

1 = Very satisfied

2 = Satisfied

3 = Neither satisfied nor dissatisfied

4 = Dissatisfied

5 = Very dissatisfied

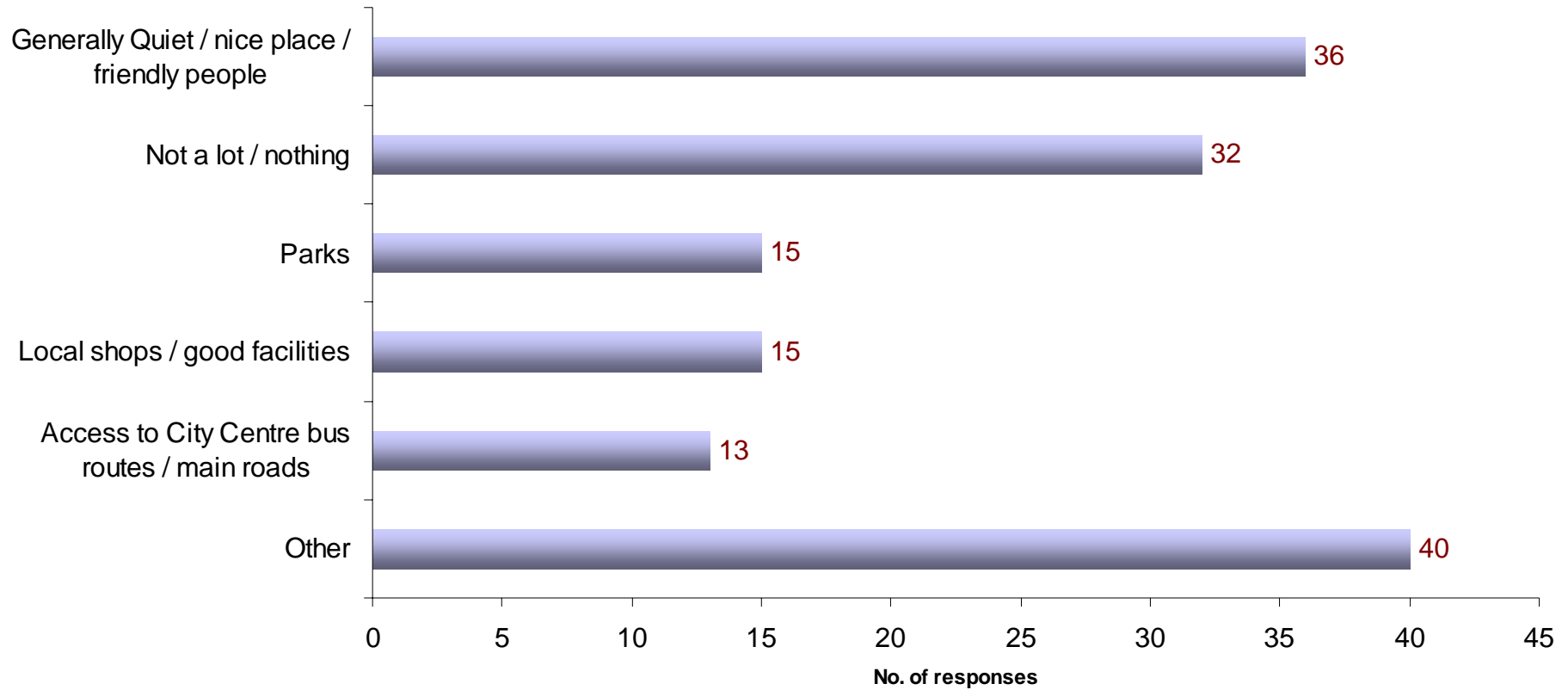
0 = No opinion

The responses to Question 1.1 highlight that satisfaction with recycling facilities in Speedwell is high.

However, people are not happy about facilities for young people, and this is reflected in the lack of satisfaction in the quality of parks, play areas and community facilities.

People in Speedwell also show dissatisfaction for fly-tipping levels and the general environment around local shops. Projects targeting these areas would have a positive impact on general satisfaction levels.

1.2 What do you like best about the environment in Speedwell area?



1.2 Full table of responses

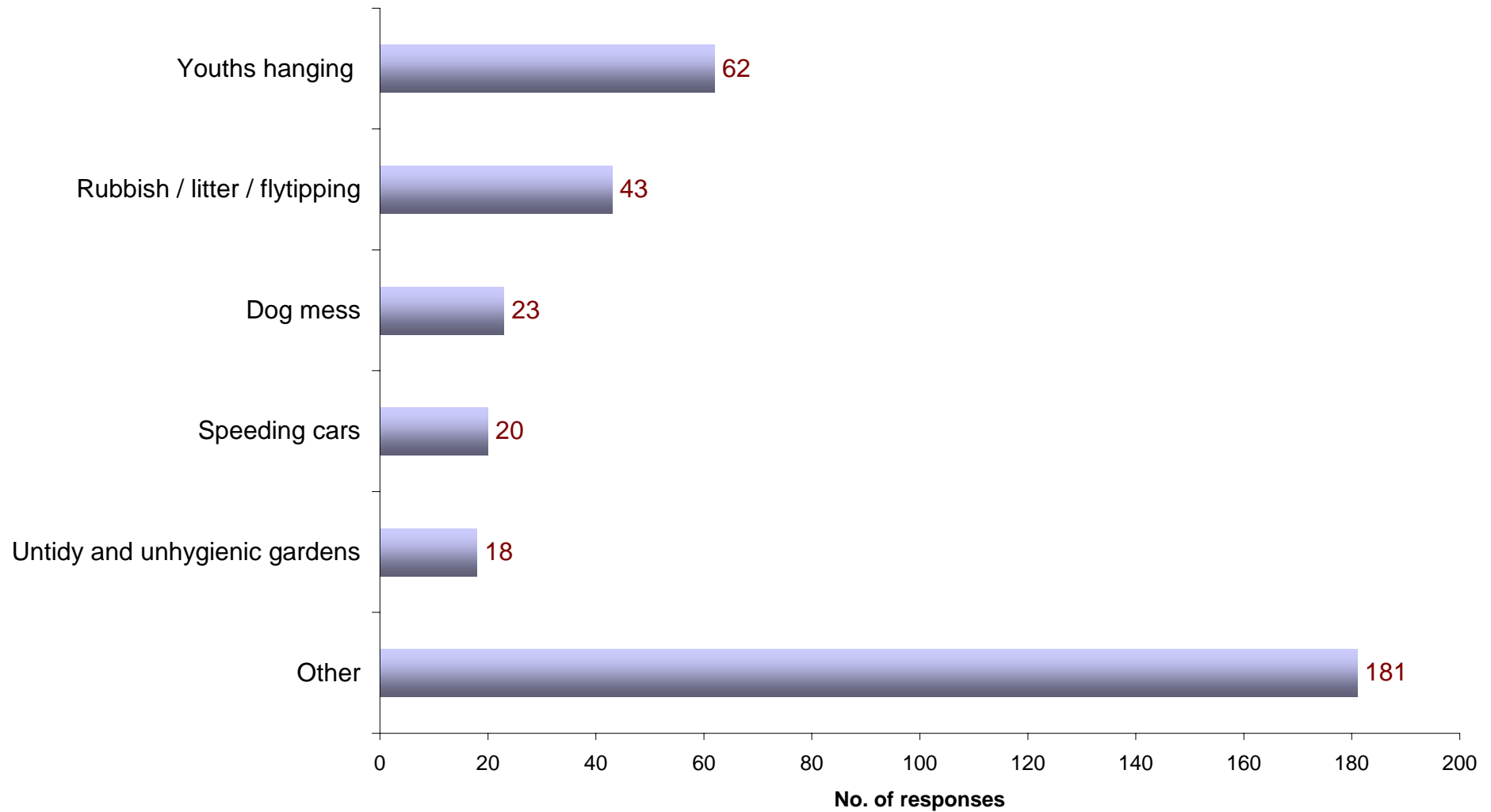
What people like most	No. of responses
Generally Quiet / nice place / friendly people	36
Not a lot / nothing	32
Parks	15
Local shops / good facilities	15
Access to City Centre bus routes / main roads	13
New Speedwell school	8
Big fields	5
Dispersal order working	3
Brunel college beautiful, students respectful	3
Roads in fairly good condition	2
Properties well maintained	2
Choice of schools	3
Nursery is good	2
Gates on access to rear of Cecil Ave	2
Trees and hedges have been left	1
New Childrens playground Nr College	1
It's my home	1
Community centre does provide some events	1
Not bad	1
Integrated ethnic mix	1
Close to place of work	1
Clean streets	1
Odd nice features, water fountains, nice park benches	1
Allotments	1

The second highest response given is that residents like “not a lot/ nothing” about their area, which is a sadly negative attitude.

People tend to agree that the area is “generally quiet” and “nice” which sounds slightly unenthusiastic, and that 15 people like the parks seems to be contradictory to the findings from 1.1.

There are a diverse range of other responses, reflecting people’s personal opinions. This seems to be the case, rather than there being any one thing that stands out for the community to be proud of.

1.3 What do you like least?



1.3 Top 10 responses

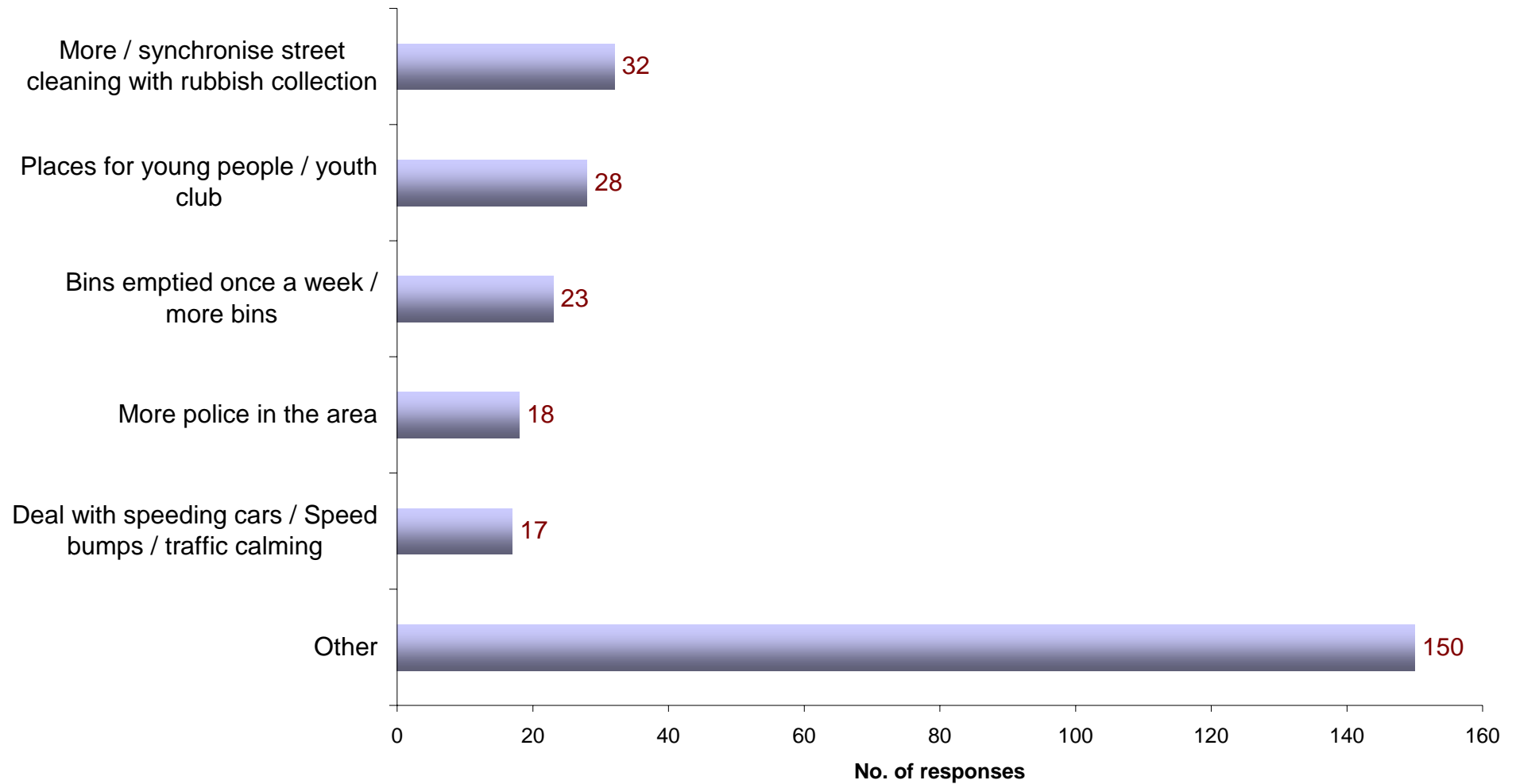
What people like least	No. of responses
Youths hanging around	62
Rubbish / litter / flytipping	43
Dog mess	23
Speeding cars	20
Untidy and unhygienic gardens	18
Mopeds driven by children	17
Loud / young people & music	13
Nowhere for children to play	13
Parking / pavements / greens/ obstructing drives	12
Appearance of the area	11

Taking away the issue of youths, there are a number of environmental issues which the Neighbourhood Partnership could address here – not just obvious polluters such as litter and dog mess but also noise pollution caused by speeding cars, mopeds and music.

Clearly the lack of facilities and play areas for children highlighted earlier is having an impact. People tend to think that youths are congregating together.

Other responses given range from things like smelly bins and drains, lack of street lighting, and overgrown allotments.

1.4 What environmental improvements would you like to see?



1.4 Top 10 responses

Environmental improvement suggestions	No. of responses
More / synchronise street cleaning with rubbish collection	32
Places for young people / youth club	28
Bins emptied once a week / more bins	23
More police in the area	18
Deal with speeding cars / Speed bumps / traffic calming	17
Clean up dogs mess / more bins / fine owners	16
Parks cleaned safer for children to play / better facilities	15
More Trees / flowerbeds	12
More lighting	9
Plastic collection, not everyone can get to bottle bank	6

The main suggestions seem to be around rubbish collection – with some in favour of going back to weekly collections, and issues with recycling.

There are probably some ‘quick wins’ to be achieved by focusing on improving parks and planting a few trees and flowerbeds.

The other suggestions, such as facilities for youth and more police, tend to tie into some of the things people stated in the previous question about what they disliked. These are important issues but perhaps fall outside of the remit of this environmental study.

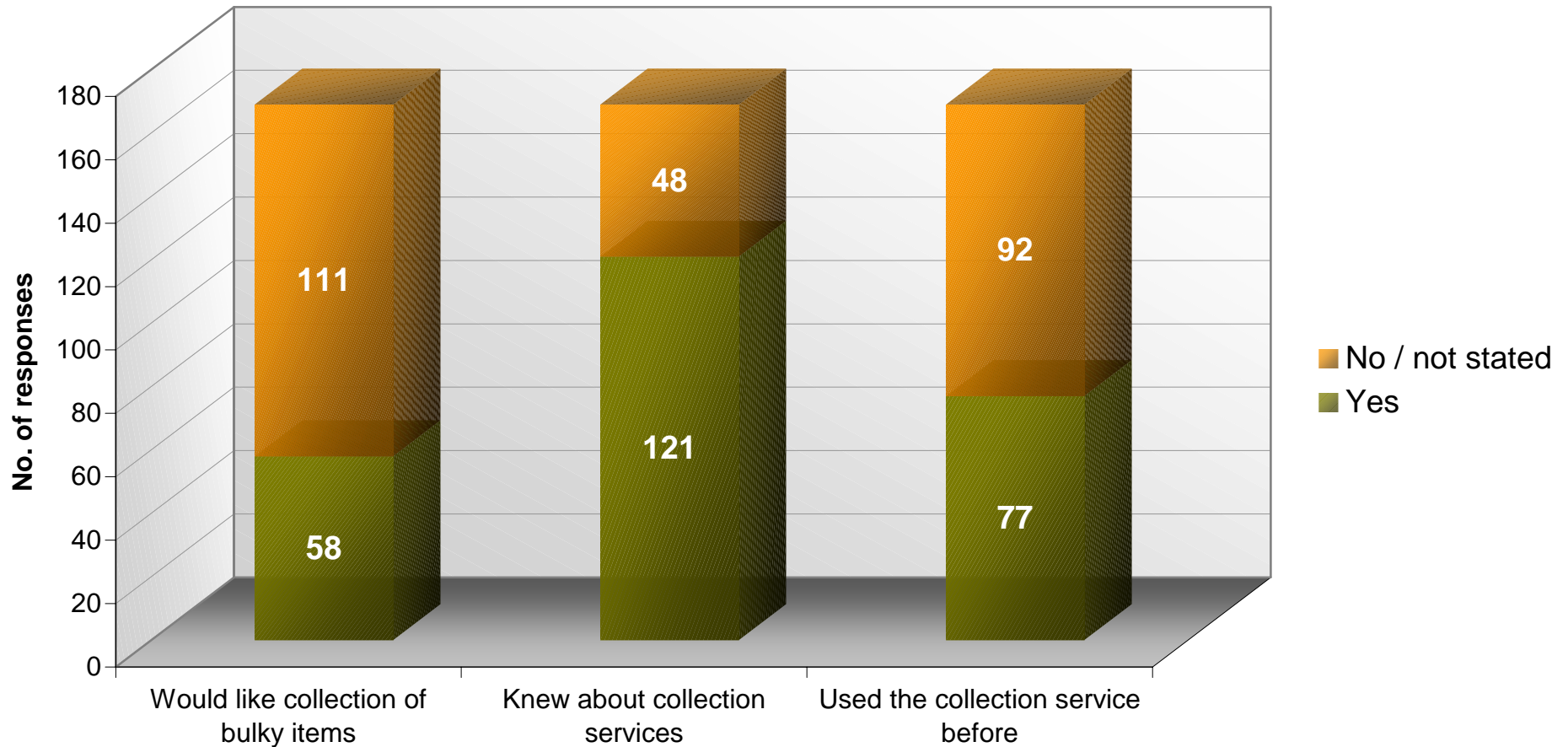
Other suggestions included enforcement of tenancy conditions in relation to the state of gardens and unauthorised driveways; cutting hedges back; stop parking on pavements; and doing up derelict and unused houses.

Collection of bulky items

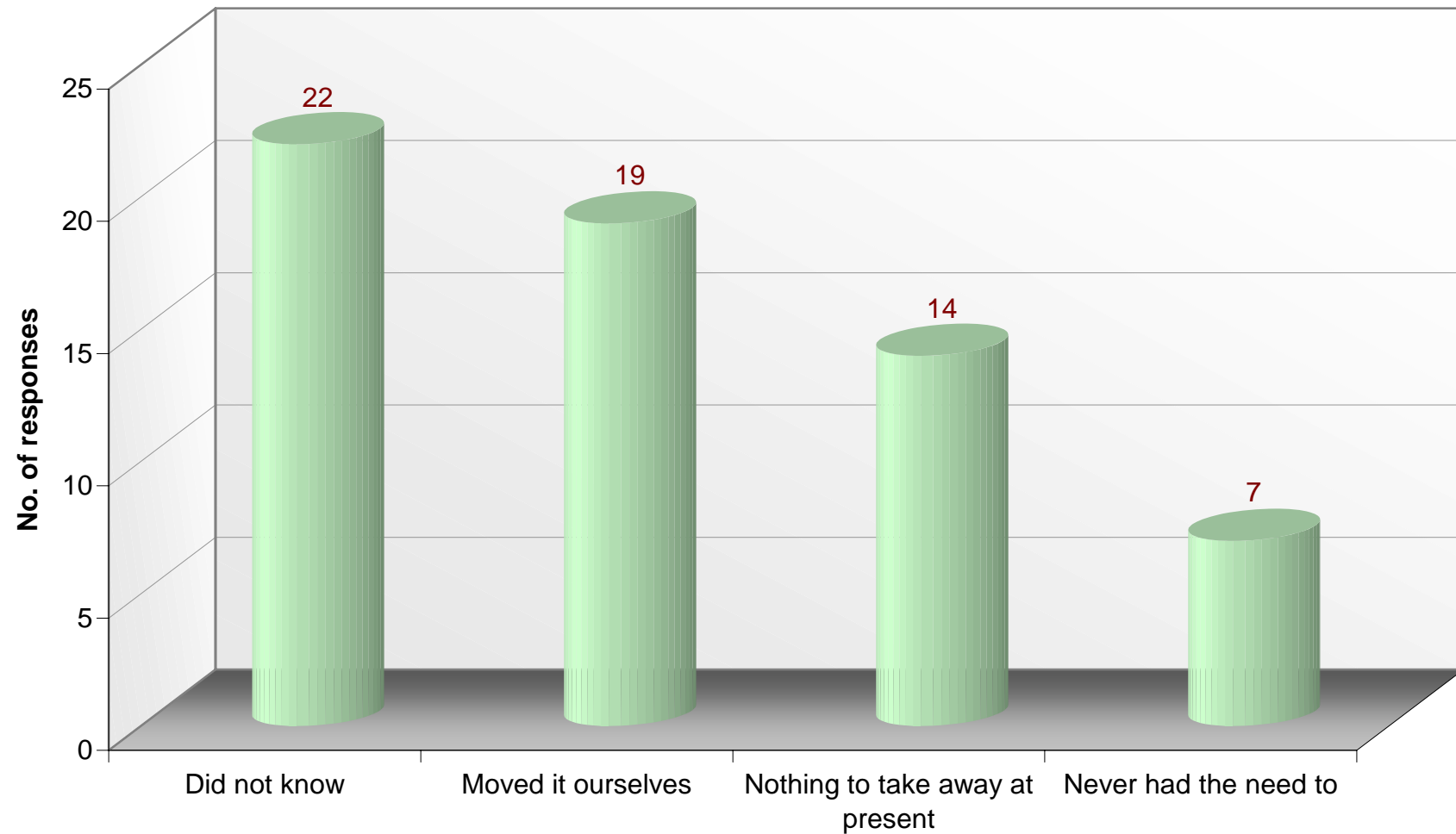
1.5 Would you like us to collect any bulky items from your house?

1.6 Did you know Bristol City Council provides services to remove up to 3 bulky items for £15 or free if you are on benefits?

1.7 Have you used this service before?



1.8 If you have not used the collection service, can you tell us why?



Questions 1.5 – 1.8 analysis

Why people would not take up the bulky item collection service	No. of responses
Did not know	22
Moved it ourselves	19
Nothing to take away at present	14
Never had the need to	7
Don't know why we should have to pay £15 when we pay council tax	3
Friends / family took it to the tip for us	3
You don't bother to come out	2
Pensioners and can't afford it	1
Because it seems to me you can get anything for free if you are on benefits	1
Have been waiting until I have 3 things	1
Don't have transport	1
Leaving items outside for days, unsightly	1
Am not on benefits	1
Why should some get it for free and others pay	1
Used it when it was the old system	1
Cost	1

As part of the revamp in Speedwell, the Neighbourhood Partnership asked residents whether they would like to have any bulky items collected. Only 34% were interested (58 people), and of those only 41 people gave their contact details.

The main reason given for not wanting to take up this service was basically that people did not have any need for it. If they did have bulky items, many would be prepared to take it away themselves.

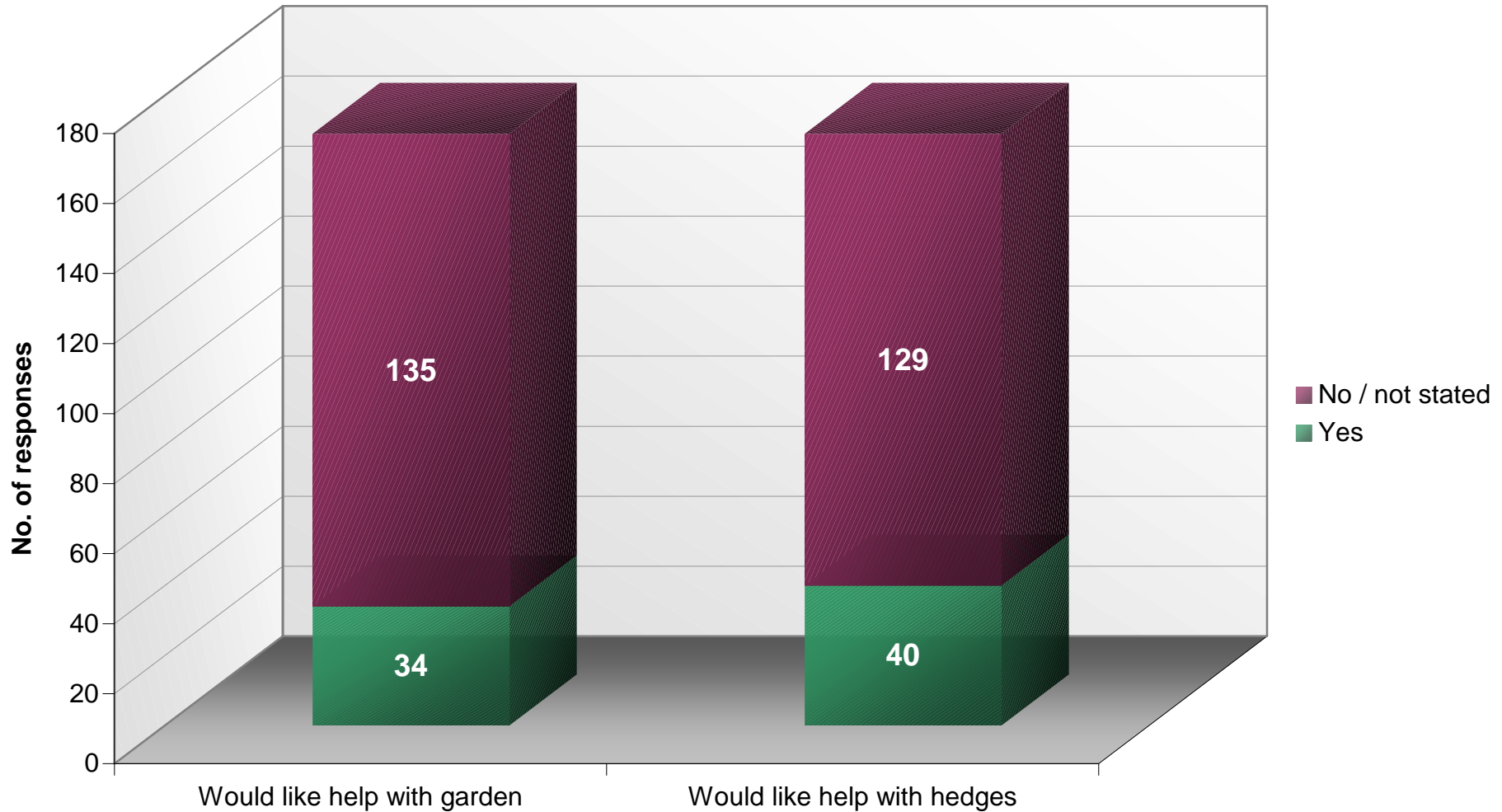
Other reasons given seemed to be to do with having to pay or begrudging those who are on benefits and get it for free.

72% of respondents had heard of the service and over half had used it before, so it's clearly well advertised. The one-off collection service is one way of clearing bulky items from the estate. More in-depth research is required to find out how the bulky item collection service could be improved in order to increase service take up.

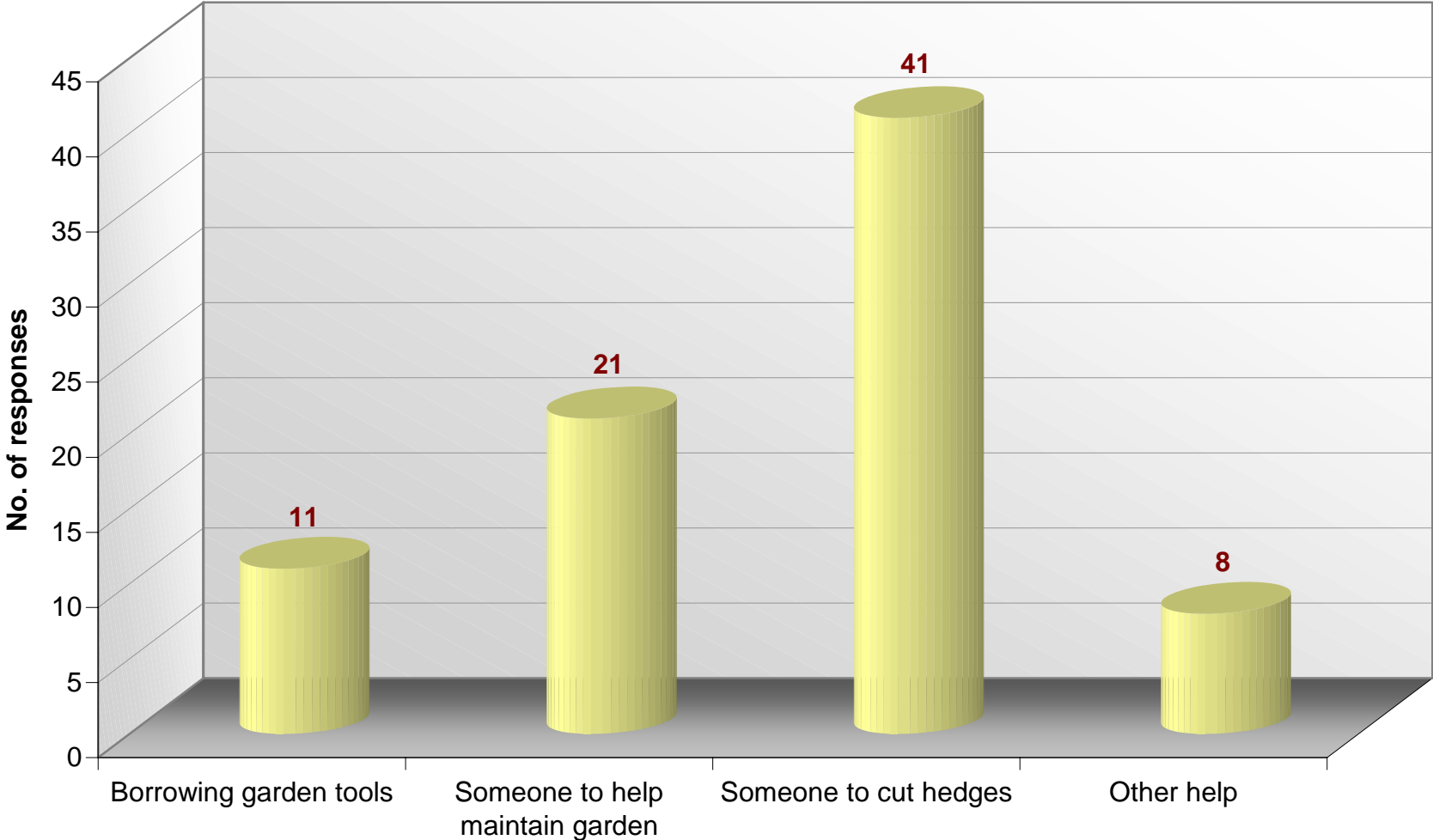
2. Gardening services

2.1 Would you like help with your back or front garden?

2.2 Would you like help with your hedges?



2.3 What sort of help do you need?



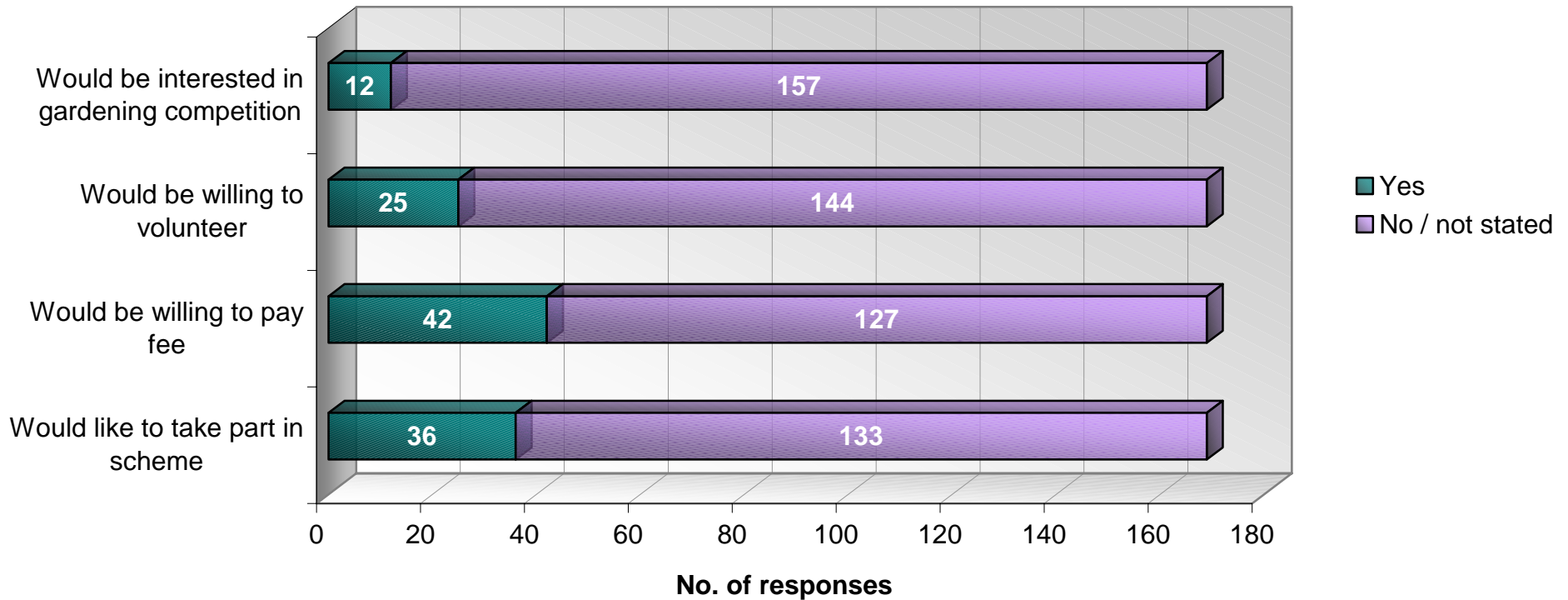
Community participation in gardening

2.4 Would you like to take part in a scheme to help the community in Speedwell to maintain their hedges and gardens?

If you need help, would you be willing to contribute:

- Financially by paying a nominal fee?
- Volunteering for local community events?

2.5 Would you like to participate in a gardening competition in the Speedwell area?



Questions 2.1 – 2.5 analysis

A fifth of respondents were interested in receiving help with gardens or hedges (this is roughly the same amount that stated that untidy gardens was the thing they liked least about Speedwell).

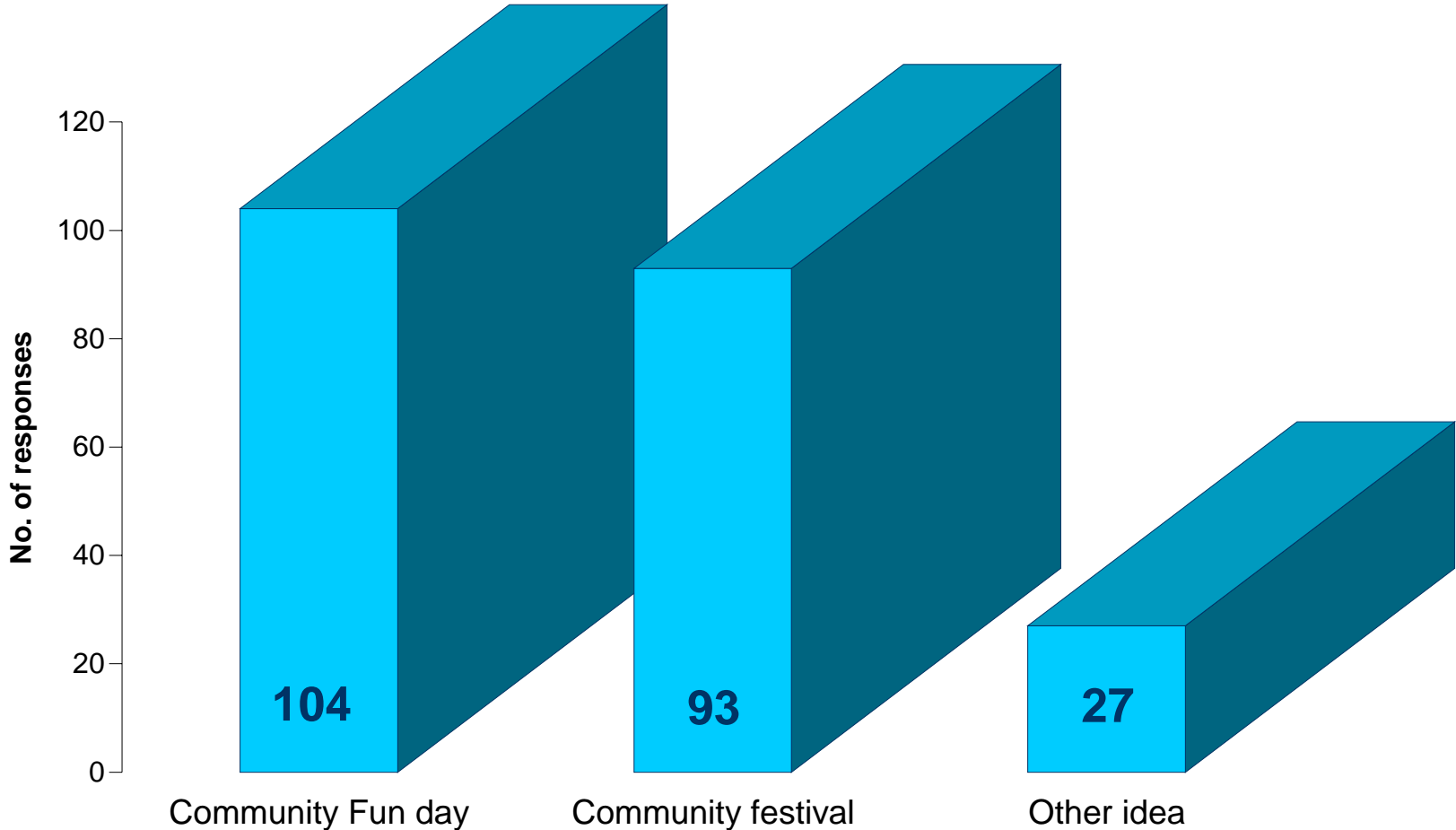
In terms of the type of help people would prefer (if they wanted help), the most popular is help with hedges, although there were some other suggestions about cutting back trees.

As for the gardening competition, there is very little support for this. More needs to be done to persuade people to participate in this scheme.

21% of people are willing to take part in the community gardening scheme, so it may struggle to take off. It is disappointing to see that very few people would be willing to volunteer their time – a community activity like this would help engender a stronger community spirit in Speedwell.



3.1 What community activities would you like to see in the area?



Question 3.1 analysis

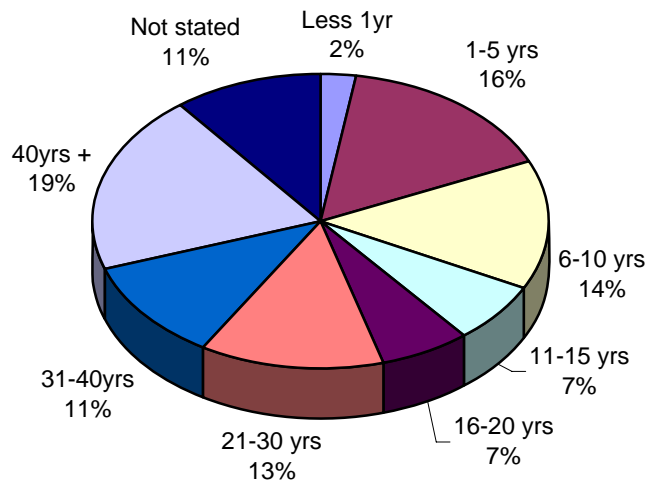
Other ideas / comments	
Re-open swimming pool	Need community get together
Somewhere for youngsters to go in the evening	Social meetings in comfortable environment
Football matches / 5 a side	As many enjoyable activities as possible
Coach trips for families	Question should be asked of young people
Coach trips for adults only	Teddy bears picnic
A street party to celebrate happy community	Nature trail etc
Bring back Kingswood March of Witness (Whitmonday)	Nothing worthy happening in Speedwell to get the community together
People in area not worth bothering with	More activities for teenagers
More community events	Something for teenagers near to the academy
Anything to get me out of the house	Anything for ages 0 - 100
St Georges day celebration, street party. Possible venue Brunel college	More activities for children
Dog Shows / more for children	Policing
Nothing paid for by rate payers	

There is a lot of support for a community fun day (62%) or festival (55%), plus lots of other good ideas.

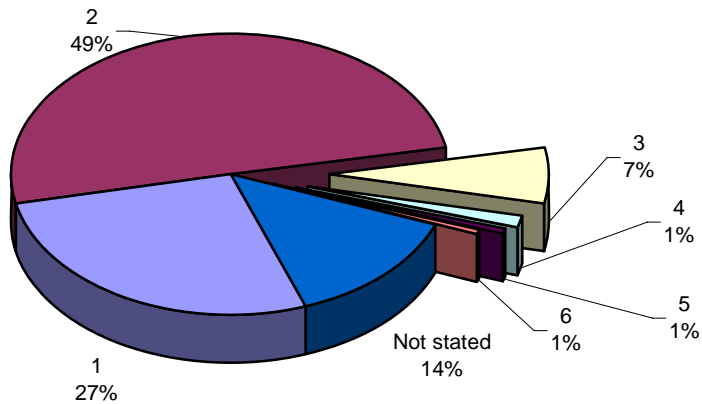
It seems that despite people not being particularly willing to volunteer their time specifically for the gardening initiative, there is

still support for a community get-together of some sort, and this should be something that the Neighbourhood Partnership look into with residents. Most people gave their contact details in response to this question, so it should be possible to follow up with those who are keen to see a community event.

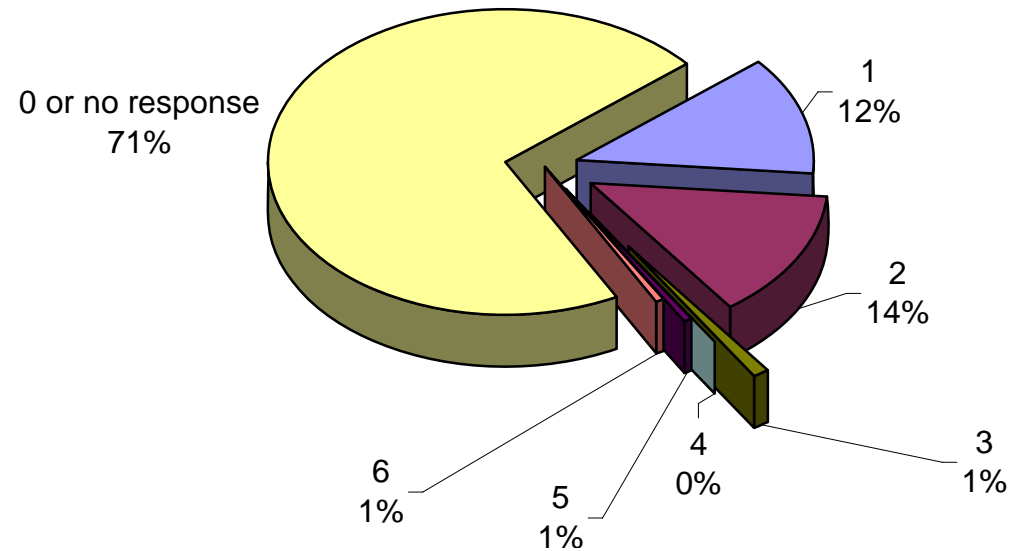
Demographical information



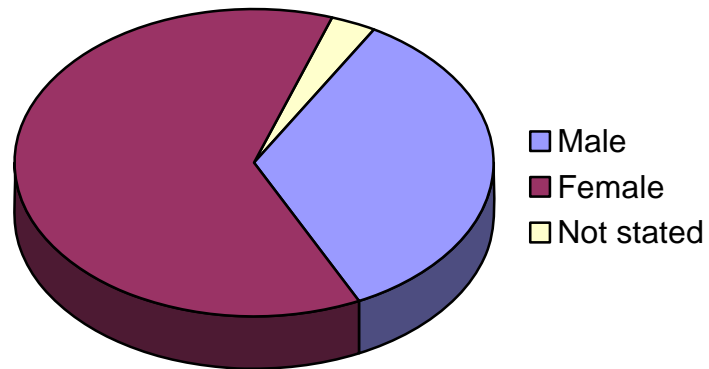
4.2 How long have you live in the area?



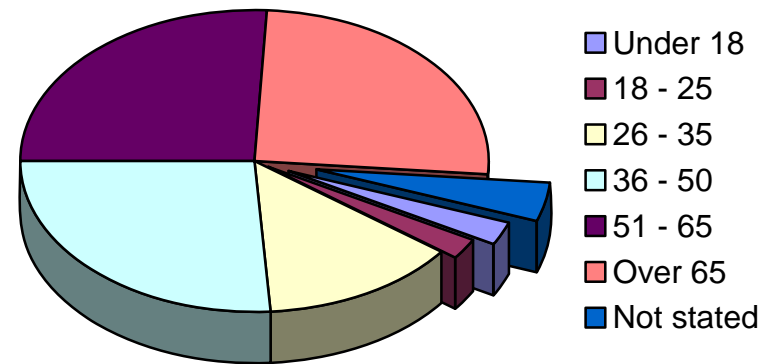
4.3 How many adults in your household?



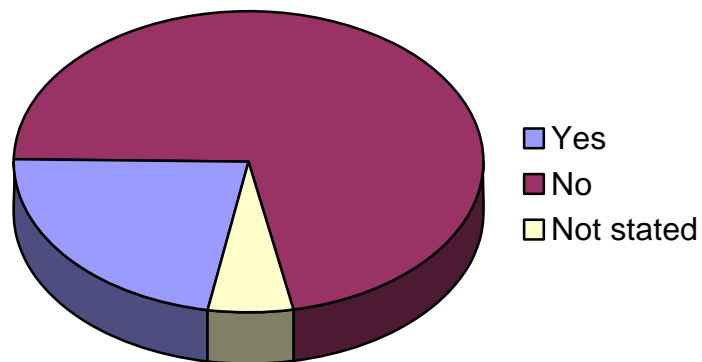
4.4 How many children in your household?



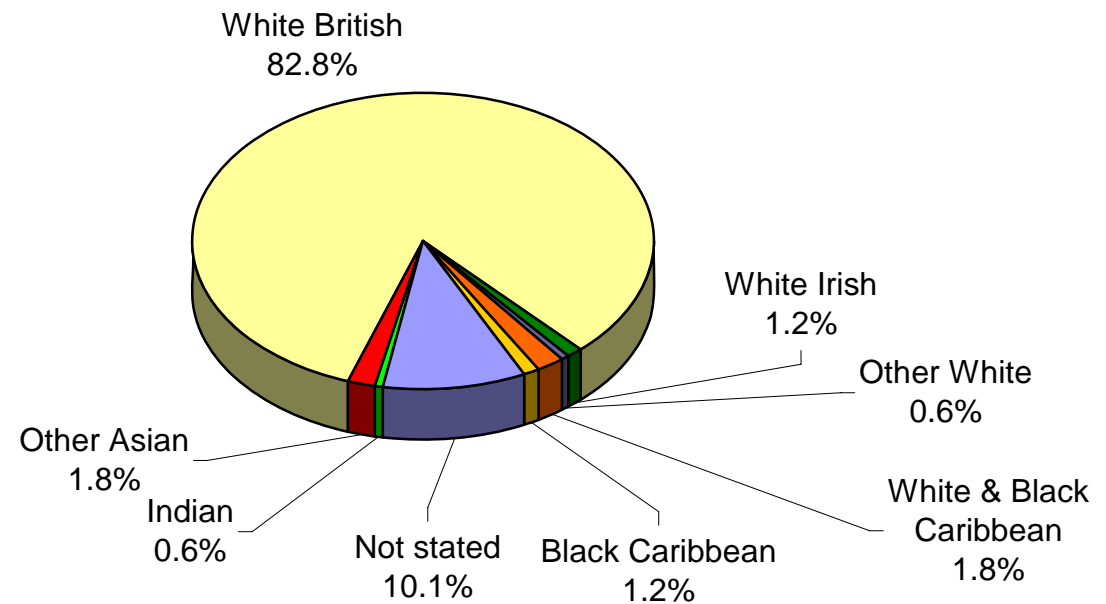
5.1 Gender



5.3 What is your age group?



5.2 Do you consider yourself disabled?



5.4 Ethnicity